



EIR QUESTIONNAIRE

QUICK GUIDE

PREPARED BY

Azzule Systems
3030 Industrial Pkwy
Santa Maria, CA 93455

805.354.7127
seuresites@azzule.com

Azzule.com




How to Complete the Sysco EIR Compliance Grid

1. Login to you Azzule Supply Chain Site

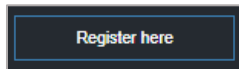
a. If you have an Azzule Supply Chain Site:

- i. Go to <https://secure.azzule.com/supplychainprogram/> and sign in with your username and password



b. If you do not have a Supply Chain site:

- i. Go to <https://secure.azzule.com/supplychainprogram/> and click the **Register Here**

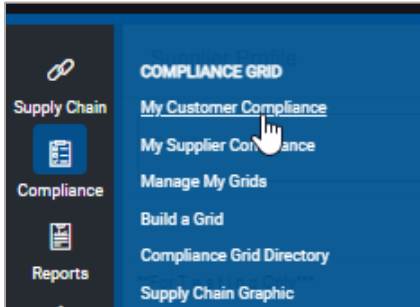


- ii. Complete the required fields and click **I Agree** to the Terms and Conditions and our support team will send you your login credentials.

<p>Supplier Information</p> <p>Company Name*: <input type="text"/></p> <p>Approval Key: <input type="text"/></p> <p><small>* If you don't have an approval key, please skip this</small></p> <p>User Information</p> <p>First Name*: <input type="text"/></p> <p>Last Name*: <input type="text"/></p> <p>Title: <input type="text"/></p> <p>E-Mail Address*: <input type="text"/></p> <p>Address: <input type="text"/></p> <p>Country: <input type="text" value="United States"/></p> <p>State*: <input type="text" value="Alabama"/></p> <p>City: <input type="text"/></p> <p>City(Other): <input type="text"/></p> <p>Zip/Postal Code: <input type="text"/></p> <p>Phone Number: <input type="text"/></p> <p>Extension: <input type="text"/></p> <p>Mobile Phone: <input type="text"/></p> <p>Fax Number: <input type="text"/></p> <p>Did any of our representatives in this list refer you to our Supply Chain Program? <input type="text" value="None"/></p> <p>Comments: <input type="text"/></p>	<p>Terms of Service</p> <p>Click here to review the Terms of Service</p> <p>TERMS OF USE</p> <p><small>THIS TERMS OF USE AGREEMENT (THE "AGREEMENT") IS A LEGAL AGREEMENT BETWEEN YOU AND ANY COMPANY YOU REPRESENT (COLLECTIVELY, "MEMBER") AND AZZULE ("AZZULE") REGARDING THE AZZULE EXCHANGE, A MEMBERSHIP SERVICE PROVIDED THROUGH A MEMBERSHIP WEBSITE (THE "MEMBERSHIP WEBSITE") AND ALL OTHER SERVICES PROVIDED BY AZZULE UNDER THIS AGREEMENT ("SERVICES"). PLEASE READ THE AGREEMENT CAREFULLY BEFORE CONTINUING. BY CLICKING THE "I ACCEPT" BUTTON OR OTHERWISE ACCEPTING THIS AGREEMENT AS SET FORTH IN SECTION 4 BELOW, YOU AND ANY COMPANY YOU REPRESENT AGREE TO FOLLOW AND BE BOUND BY THE FOLLOWING TERMS AND CONDITIONS OF THIS AGREEMENT AND YOU REPRESENT THAT YOU HAVE THE AUTHORITY TO BIND YOUR COMPANY TO THE TERMS OF THIS AGREEMENT. IF YOU DO NOT HAVE SUCH AUTHORITY, OR IF YOU DO NOT AGREE TO ALL TERMS AND CONDITIONS OF THIS AGREEMENT, YOU MUST SELECT THE "I DECLINE" BUTTON AND YOU MAY NOT REGISTER TO USE THE MEMBERSHIP WEBSITE.</small></p> <p><input type="button" value="I Agree"/> <input type="button" value="I Do Not Agree"/></p>
--	--

2. Complete your questionnaire

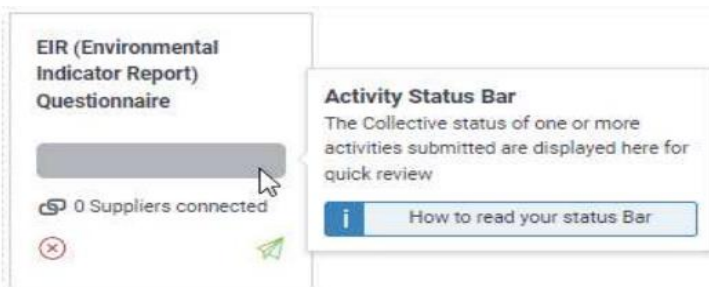
- a. Go to **Compliance > My Customer Compliance**.



- b. Locate the **Sysco EIR – 20XX** Compliance Grid and click the **Expand Icon** to open the grid.



- c. Click the **Grey Bar** to open the **Questionnaire Activity**.



d. Click the **Submit Activity** button to open the Questionnaire.



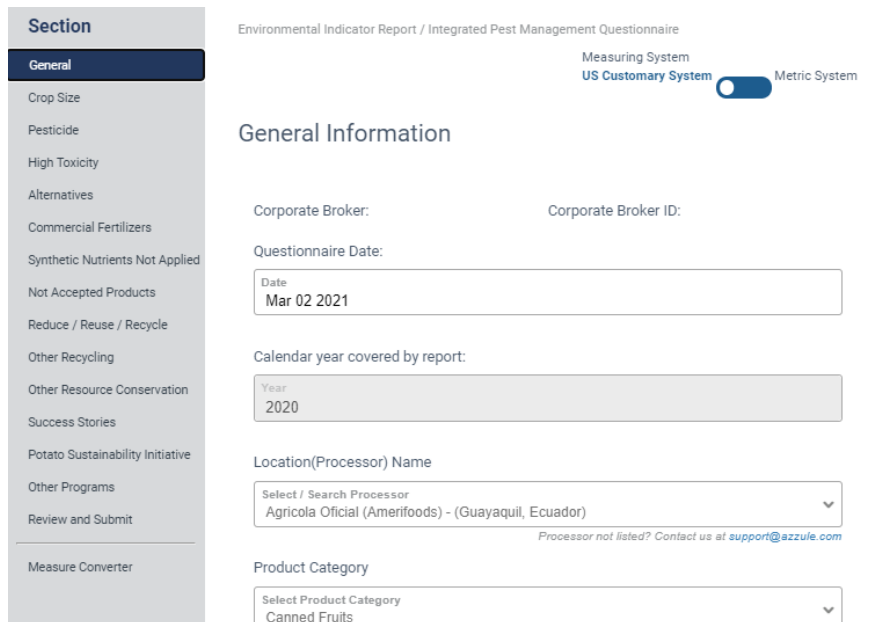
e. Complete all the required sections in the questionnaire **for each crop** production.

New Format:

The questionnaire has now a renewed format. You can navigate through distinct sections of the questionnaire through the navigation panel located at the left. The first screen you see is the General Information, in which you can select the Processing Plant(s), the product category, the crop and the growing region.

New Features:

- **Measuring System:** In this new version of the questionnaire, you can select what measuring System you want to use, either the US Customary System or the Metric System.
- At the bottom of the navigation panel there is a **Measure Converter**, a powerful tool for converting between measuring systems, for ensuring the data you submit is accurate.



The screenshot shows the 'Environmental Indicator Report / Integrated Pest Management Questionnaire' interface. On the left is a navigation menu with sections like 'General', 'Crop Size', 'Pesticide', etc. The main content area is titled 'General Information' and includes a 'Measuring System' toggle set to 'US Customary System'. Below this are input fields for 'Corporate Broker', 'Corporate Broker ID', 'Questionnaire Date' (set to Mar 02 2021), 'Calendar year covered by report' (set to 2020), 'Location(Processor) Name' (set to Agricola Oficial (Amerifoods) - (Guayaquil, Ecuador)), and 'Product Category' (set to Canned Fruits).

- f. During the completion of the questionnaire, some questions will allow to add multiple values or responses in a table. To respond the questions chose and completed the desired values in the fields at the top of the table and click the Add button.

Select Alternative Strategy (Not Specified)	Value	Add
Select Alternative Strategy	Value	

The system will add and display all responses as a list in the table below the black header.

Select Alternative Strategy (Not Specified)	Value	Add
Select Alternative Strategy	Value	
Beneficial organisms released	2	⊗
Beneficial organisms conserved	4	⊗

- g. Clicking Next at the bottom of each page until you get to the Final Section “Review and Submit”. In this final section, you can review all submitted information by section. You may expand and contract each section for verification and comparison with previous year (if available). You may also review and print the complete information in the bottom link “click here to print...”. If you entered information that is highly variable versus last year, you will be asked to fill in a reason for such results.

Section

- General
- Crop Size
- Pesticide
- High Toxicity
- Alternatives
- Commercial Fertilizers
- Synthetic Nutrients Not Applied
- Not Accepted Products
- Reduce / Reuse / Recycle
- Other Recycling
- Other Resource Conservation
- Success Stories
- Potato Sustainability Initiative
- Other Programs
- Review and Submit
- Measure Converter

Environmental Indicator Report / Integrated Pest Management Questionnaire

Review Information and Submit

[Expand All Sections](#)

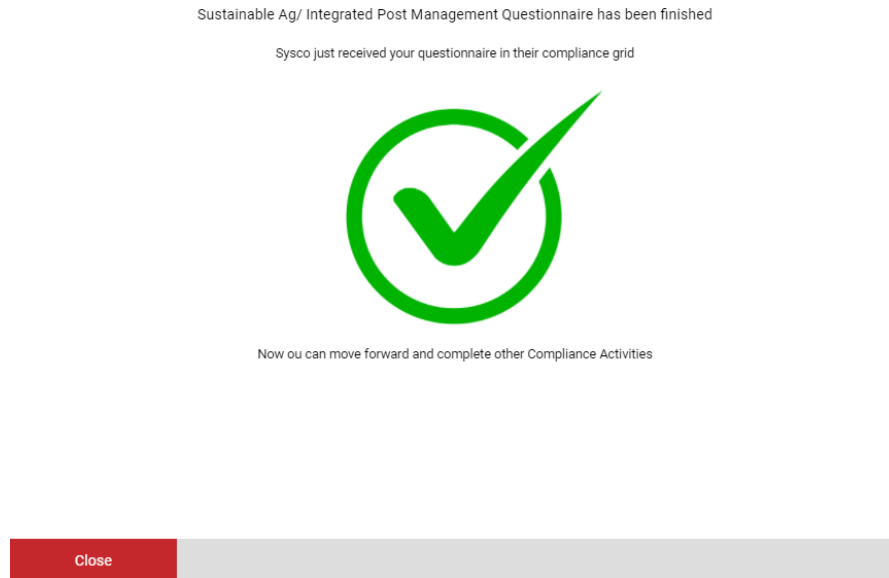
▼ * General Information	Complete
▼ * Crop Size	Complete
▼ * Pesticides	Complete
▼ High Toxicity	Complete
▼ * Alternatives	Complete
▼ * Commercial Fertilizers	Complete
▼ * Synthetic N,P,K Not Applied	Complete
▼ * Not Accepted Product	Incomplete
▼ * Reduce / Reuse / Recycle	Complete
▼ Other Recycling	Complete
▼ Other Resource Conservation	Incomplete
▼ Success Stories	Complete
▼ Potato Sustainability Initiative	Complete
▼ Other Programs	Complete

* Marked Sections are Required

[Click here to print all your answers for review before submissions...](#)

Go back
Send now

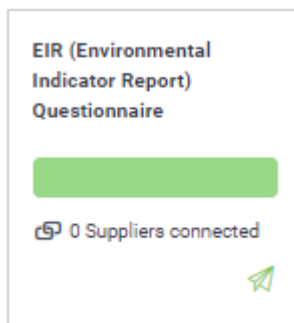
- h. A confirmation screen shows after the questionnaire is sent. Click on the “Close” button at the bottom left corner.



After sending the questionnaire, you will see the following table.

Description	ID	Date	Status	Transfer
EIR (Environmental Indicator Report) Questionnaire	Document ID 30584	Mar 4 2021	■	✔

The activity in the grid will now be green, indicating it has been submitted and you have complied with Sysco’s requirements.



- i. If you must comply with more than one questionnaire for different crops, you can repeat this process from Step C.

For any questions, you may contact our team at 805-354-7127 or email us at support@azzule.com.